



Department of Livestock Development

**Regional Reference Laboratory for FMD in South East Asia
Pakchong, Nakhonratchasima 30130, THAILAND**

Knowledge Management (KM)

**Title: Protocol sample submission to Regional Reference
Laboratory for FMD in South East Asia
via international airline**

Prepared by: Wilai Linchongsubongkoch



Regional Reference Laboratory for FMD in South East Asia
National Institute of Animal Health, Department of Livestock Development
Pakchong, Nakhonratchasima 30130, THAILAND //www.dld.go.th/rrl

PROTOCOL SAMPLE SUBMISSION TO REGIONAL REFERENCE LABORATORY FOR FMD IN SOUTH EAST ASIA via INTERNATIONAL AIRLINE

The Regional Reference Laboratory for Foot and Mouth Disease in South East Asia (RRL), National Institute of Animal Health, Department of Livestock Development, Ministry of Agriculture and Cooperatives is take responsible for FMD diagnosis and operating as the OIE Reference Laboratory for FMD and SEAFMD reference laboratory in the region. The specimens or infectious substances submission to the laboratory for diagnostic purpose are recommended to send to Regional Reference Laboratory (RRL), Pakchong , Thailand by AIRFREIGHT ONLY. The destination airport is to SUVARNABHUMI INTERNATIONAL AIRPORT. The customs clearance process will be proceeded by the DLD officers and collected by the authorized staffs from RRL, Pakchong.

In order to achieve the bio-safety and bio-security standard of samples or biological materials from oversea countries to Regional Reference Laboratory, the packing and dispatch of samples or biological materials are required as this following.

Infectious substance definition:

Infectious substance is known to contain, or reasonably expected to contain, pathogens. Pathogens are defined as micro-organisms (including bacteria , viruses, rickettsia. Parasite, fungi) and other agents such as recombinant (hybrid or mutant) that are known or reasonably believed to cause disease in humans or animals.

Non infection substance definition:

Non infection substance is substances which do not contain infectious pathogens or have been treated, neutralized, inactivated so that they do not longer pose a health risk.

1. Collection of specimen/sample

1.1 Epithelium/ infected tissue/vesicular fluid

The suitable or fresh samples from tongue epithelium , tissue between hoof or vesicular fluid which are collected from recently infected animal that may be obtained



Regional Reference Laboratory for FMD in South East Asia
National Institute of Animal Health, Department of Livestock Development
Pakchong, Nakhonratchasima 30130, THAILAND //www.dld.go.th/rrl

of sufficient virus for laboratory diagnosis by type identification using antigen capture sandwich ELISA and virus isolation method.

The specimen should be collected as minimum of 2 cm² , put tissue in strong container or bottle with screw cap then suspended in a mixture of 50% glycerin with 0.04 phosphate buffer pH 7.2-7.6. preferably with added antibiotics. There will be considerable loss of infectivity if samples are sent in buffer outside of this pH range.

1.2 Blood /serum sample

Collection of blood sample should be collected under sterile conditions and serum part is separated by centrifugation and kept it in a screw cap vials with O-rings. Serum samples should be kept at freezing condition (-20°C) before dispatch to Regional Reference Laboratory.



Tissue specimen



Serum/blood specimen

2. Packaging and specification

Infectious substance must be transported in packaging which meets the UN Specifications for Division 6.2 that meet the requirement of **Packing Instruction 602 (PI 602)** of IATA Dangerous Goods

Non infectious substance or diagnostic specimens must be transported in packaging that meets the requirements of **Packing Instruction 650 (PI 650)**

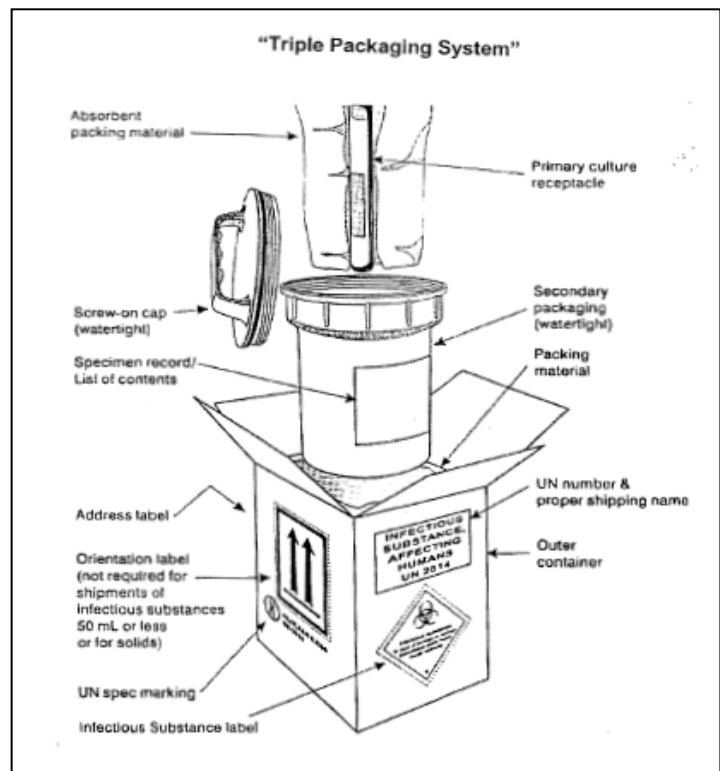
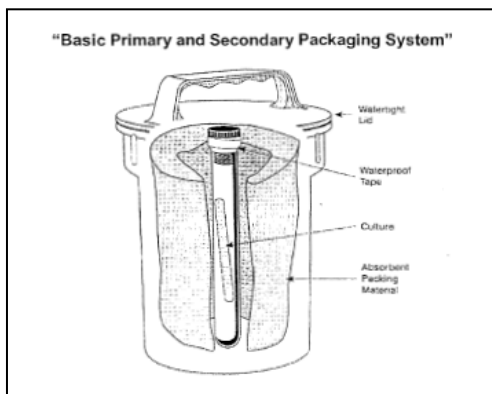
The samples must be packed in a watertight primary and secondary IATA approved containers or a strong container so that the samples arrive in good condition and do not present any hazard to persons or animals during shipment. It is essential that the contents of containers which break or leak in the transit, do not contaminate the outside layer of the parcel.



Regional Reference Laboratory for FMD in South East Asia
National Institute of Animal Health, Department of Livestock Development
Pakchong, Nakhonratchasima 30130, THAILAND //www.dld.go.th/rrl

The procedure for packing of samples are recommended as this following

1. The samples must be put a primary container (glass or plastic tubes or bottles) with screw caps and wrapped with paraffin film or adhesive tape individually in order to prevent leakage of fluid. The wrapping of bottle or primary container should be completed in clean surrounding by using effective disinfectant before proceeding further.
2. Primary container must be packed in watertight secondary packaging, which should be strong crushproof and leak-proof metal containers with absorbent cotton wool that can absorb entire contents of all primary containers.
3. The secondary packaging must be placed in outer containers which should be a foam box covered with hard box or IATA proved container.
4. Sufficient information and list of samples or materials should be enclosed in an envelop covered with plastic bag and placed between the secondary packaging and outer box.
5. The FREEZER PACK is recommended to put outside the secondary packaging to ensure that all materials are kept cool during shipment . The pre- frozen packs at -20°C is necessary to be prepared before packing samples.
6. In case of packing with dry ice, it must be put outside the secondary packing. Please do not placed dry ice directly in the primary containers, it may break the sample tube.





Regional Reference Laboratory for FMD in South East Asia
National Institute of Animal Health, Department of Livestock Development
Pakchong, Nakhonratchasima 30130, THAILAND //www.dld.go.th/rrl

3. Marking Labeling

The outer package of parcel must be clear labeled with all details as this following:

- The name and address of Institute,
- Telephone numbers
- Flight number, arrival time
- Airway bill number
- Infectious substance hazard label
- Dry ice label (if necessary)
- Others such as Perishable, fragile, keep cool or keep at -20°C etc.

3.1 Name and address :

Regional Reference Laboratory for FMD in South East Asia
Department of Livestock Development
Pakchong, Nakhonratchasima, 30130
THAILAND
Tel: +66 44 279112, Fax: +66 44 314889
Email: rrl@dld.go.th, wilaifmd@loxinfo.co.th


3.2 Others marking :

The marking on the package is an essential source of information to communicate to everyone involved in the transportation process, such as

“DIAGNOTIC SPECIMENS” or “BIOLOGICAL SUBSTANCE”

“PATHOLOGICAL MATERIAL OF NO COMMERCIAL VALUE”

“PERISHABLE” “FRAGILE” “KEEP AT 4 °C”

	<p align="center"> Regional Reference Laboratory for FMD in South East Asia National Institute of Animal Health, Department of Livestock Development Pakchong, Nakhonratchasima 30130, THAILAND //www.dld.go.th/rrl </p>
---	---

3.3 Hazard Labels :

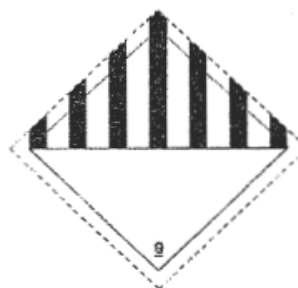
The label must be legible and must not be covered. The label must be attached to one side of the box and not overlap.

Infectious Substance label



Diagnostic specimen
UN 3373

Miscellaneous Dangerous Goods (Dry ice)




Cargo aircraft only
Must be used for all shipment that cannot ride on passenger aircrafts



3.4 Oriental label

The arrow label must be used when shipment liquid samples in the container , indicates to hold the package this way up, this label must be placed on 2 sides of the package (opposite side)





Regional Reference Laboratory for FMD in South East Asia
National Institute of Animal Health, Department of Livestock Development
Pakchong, Nakhonratchasima 30130, THAILAND //www.dld.go.th/rrl

4. Route and destination of the shipment

All biological materials , Diagnostic specimens or Infectious substances must be sent by AIRFREIGHT ONLY direct to SUVARNABHUMI INTERNATIONAL AIRPORT, BANGKOK ONLY before dispatch the sender must notify the Regional Reference Laboratory at Pakchong by fax (Fax No. +66 44 314889) for the details of the Airway Bill Number, flight number , time and date of arrival of the parcel or package in Bangkok, Thailand.

5. Customs clearance process

The staffs of Department of Livestock Development (DLD) and Regional Reference Laboratory will clear the parcel through the customs at the airport , then the parcel will be collected and taken to the laboratory at Pakchong, Nakhonratchasima province (180 Kilometer from SUVARNABHUMI AIRPORT) by the staff of Reference Regional Laboratory.

6. References

IAH, Requirement for packaging and dispatch of biological materials to Institute for Animal Health, Pirbright Laboratory, UK.

Guidance document on Addendum III The 46th Edition of AITA's Dangerous Goods Regulation.

Packing instruction for diagnostic specimens and infectious substance, ANQAP Department of Primary Industries, Australia.



Regional Reference Laboratory for FMD in South East Asia
National Institute of Animal Health, Department of Livestock Development
Pakchong, Nakhonratchasima 30130, THAILAND //www.dld.go.th/rrl

Example 1. Picture of IATA approved container for Infectious specimen



Example 2. Picture of IATA approved container for Non Infectious specimen



Example 3. An alternative method of packing with strong container is also acceptable for diagnostic reagents



FMD SAMPLE SUBMISSION FORM

F-2201-02

<p><u>Sender details</u></p> <p>Country:.....</p> <p>Your Reference No.....</p> <p>Name of Institute:.....</p> <p>.....</p> <p>Address:.....</p> <p>.....</p> <p>Tel:.....fax:.....</p> <p>Email:.....</p>	<p><u>Owner Details</u></p> <p>Owner's name.....</p> <p>Address:.....</p> <p>.....</p> <p>.....</p> <p>District/Province:.....</p> <p>Region:.....</p> <p>Country:.....</p> <p>Tel:Fax:.....</p>
---	---

<i>1. Sample Details:</i>						
<input type="checkbox"/> Epithelium tissue <input type="checkbox"/> Vesicle fluid <input type="checkbox"/> Virus culture <input type="checkbox"/> Serum <input type="checkbox"/> Other						
Number of animals sampled:						
Sample Identification:						
Date collected:/...../.....			Date of dispatched:/...../.....			
Date first noticed:/...../.....		Date of report/...../.....		Number of heard involved /Duration of outbreak		
Species	sex	No. of animals affected, in outbreak or dead		Date of previous infection and serotype		
Cattle						
Buffalo						
Pig						
Other						
More details:.....						
.....						
<i>2. Vaccination history:</i>						
Species	Vaccinated		Date of Last vaccination	Type of vaccine or serotype	Vaccine producer	Batch no.
	Yes	No				
<i>3. Outbreak investigation /method of spread/Control measures:</i>						
.....						
.....						
<i>4. Comments:</i>						
.....						
<i>5. Signature</i> <i>Date</i>						